

户外 单相 环氧树脂浇注式  
OUTDOOR SINGLE-PHASE EPOXY RESIN CASTING TYPE

技术参数 Technical data

- 产品性能符合标准 GB1207和IEC60044-2  
The current transformers are in accordance with GB1207 and IEC60044-2 standards
- 额定绝缘水平 40.5/95/200kV  
Rated insulation level 24/65/125kV
- 额定频率50Hz或60Hz  
Rated frequency 50Hz or 60Hz



上海互凌电气

型号 Type	额定电压比 Rated voltage ration (A)	准确级及额定二次输出 Accuracy class and rated secondary output(VA)							极限输出 Max.output (VA)	额定绝缘水平 Rated insulation level (kV)	接线图 Wiring diagram
		0.2	0.5	1级	3级	0.2/0.2 0.2/0.5	0.5/0.5	6P			
JDZW2-35	35000/100	50	100	200	500	/	/	/	800	40.5/95/200	图1-2 Figure 1-2
	35000/220										
	35000/100/100	/	/	/	/	20/20 20/30	30/30	/	400/400		图3-4 Figure 3-4
	35000/100/220	/	/	/	/	0.2/3---40/800 0.5/3---80/800	/	/	500/800		
JDZXW2-35G	$\frac{35000}{\sqrt{3}} / \frac{100}{\sqrt{3}} / \frac{100}{3}$	40	90	200	500	/	/	100	600		图5 Figure 5
	$\frac{35000}{\sqrt{3}} / \frac{100}{\sqrt{3}} / \frac{100}{\sqrt{3}} / \frac{100}{3}$	/	/	/	/	15/15 15/20	30/30	100	300/300		图6 Figure 6

注：以上技术参数仅符合其中一项。可根据用户要求订做。为了安全运行，在安装时接入消谐器。

Note: The above technical parameters only met one. According to user requirements. In order to operate safely. Installation, access to the harmonic elimination.

概述 Description

该产品为户外环氧树脂(瑞士Ciba、CW5897)浇注绝缘全封闭、全工况电压互感器，具有耐气候变化能力强等优点，适用于户外交流50-60Hz，额定电压35kV的电力系统中，作电压、电能测量和继电保护使用。

The product for outdoor epoxy resin (Switzerland, Ciba, CW5897) pouring Insulated full working condition voltage transformer, with strong resistance to climate change. etc.. suitable for outdoor AC 50-60Hz, rated voltage of 35kV power system, for voltage, power measurement and relay protection.

结构特点 Characteristic of structure

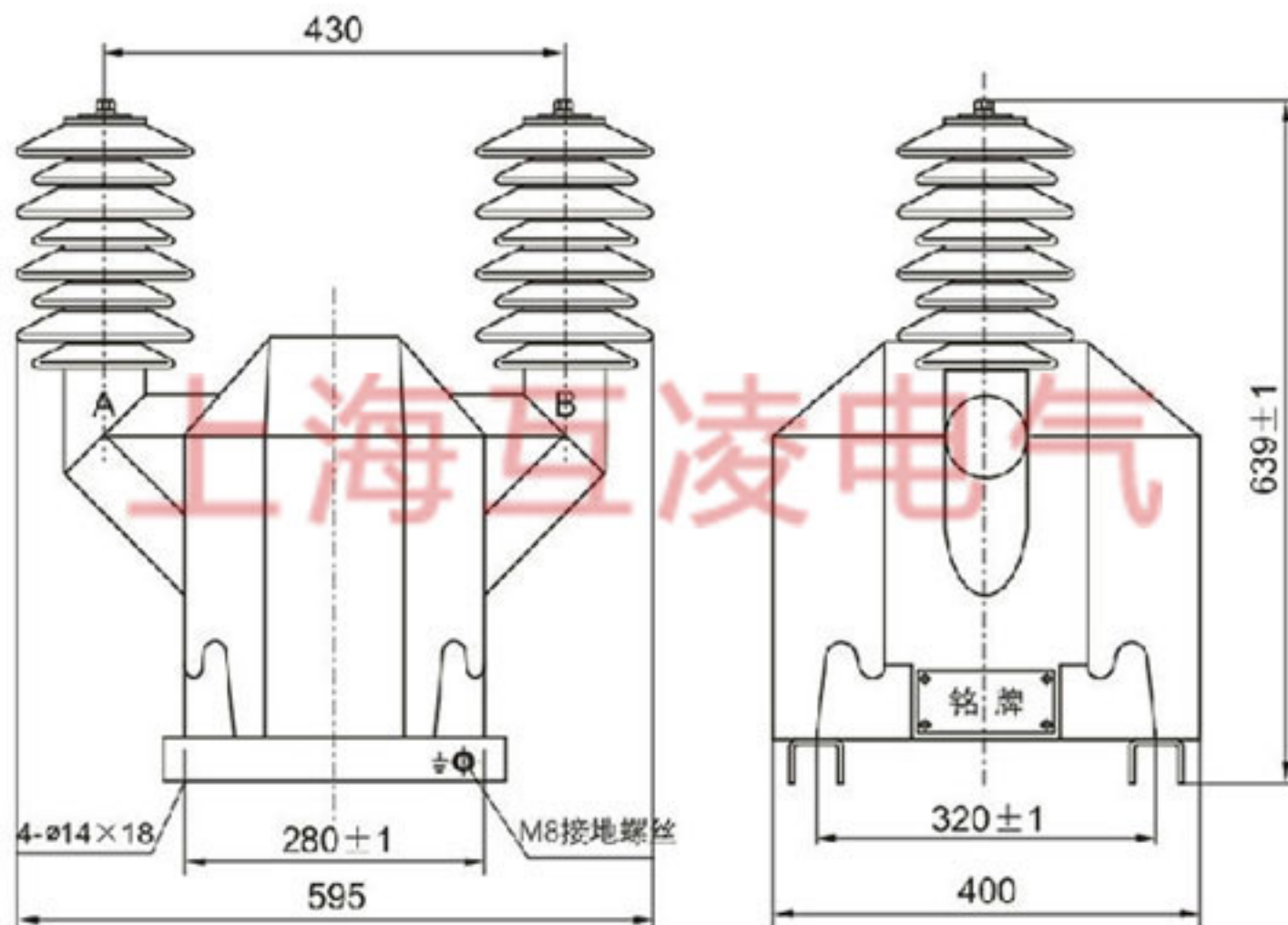
本型互感器为支柱式结构。采用户外环氧树脂全封闭浇注。具有耐电弧、耐紫外线辐射、耐老化、寿命长等特点，是户外油浸式互感器的理想换代产品。

该产品二次出线端有接线盒，其下方有出线孔，安全可靠。底座槽钢上有4个安装孔。适宜于任何位置，任何方向安装。

This type of transformer is the pillar structure. Outdoor epoxy completely closed casting. Arc resistance, ultraviolet radiation, anti-aging, long life and other characteristics, is the ideal replacement of outdoor oil diffuse transformer.

The product is secondary outlet end of the junction box, the bottom outlet hole, safe and reliable. Four mounting holes on the base channel. Suitable for any location, any direction of installation.

外形及安装示意图 Outline dimension



接线图 Wiring diagram

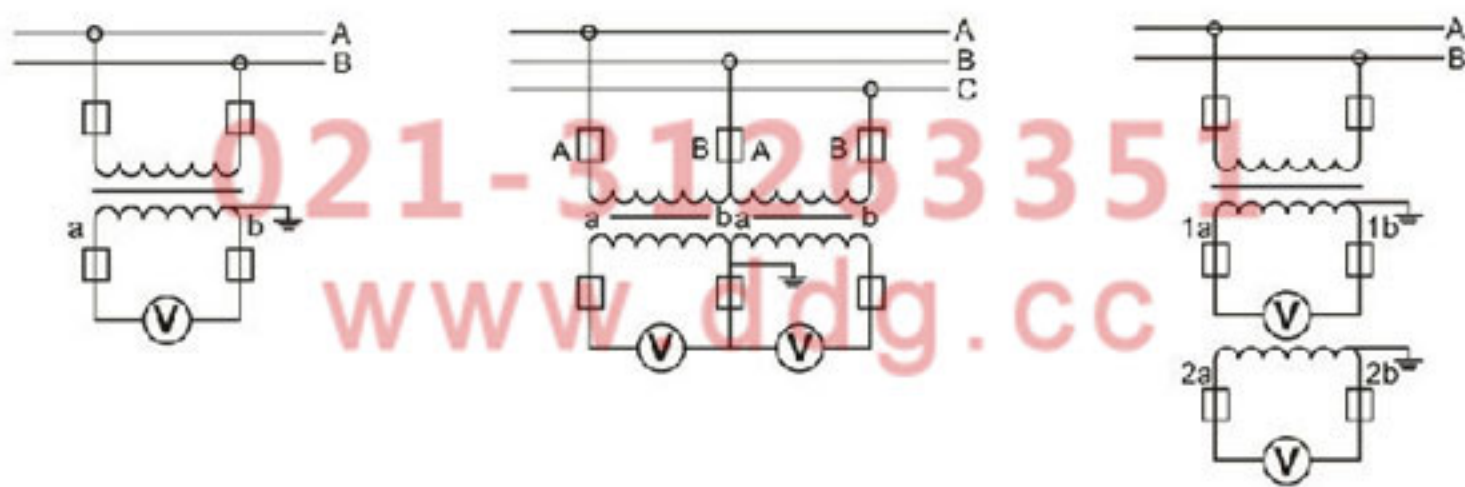


图1 (Figure 1)

图2 (Figure 2)

图3 (Figure 3)

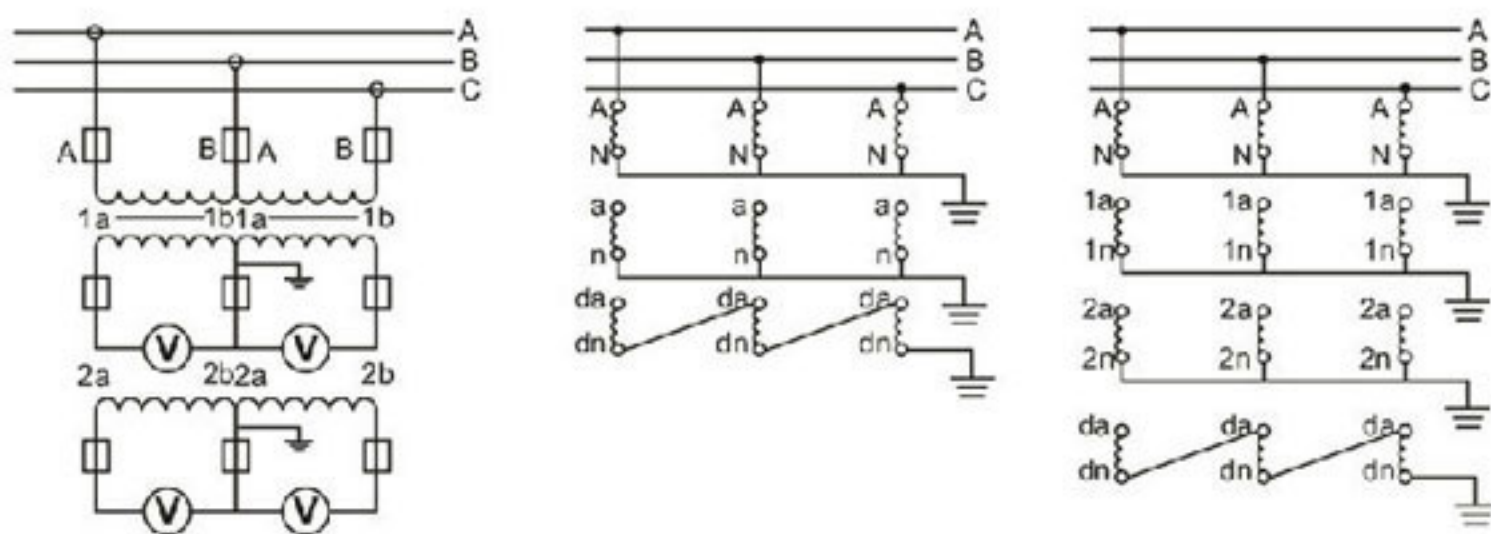


图4 (Figure 4)

图5 (Figure 5)

图6 (Figure 6)